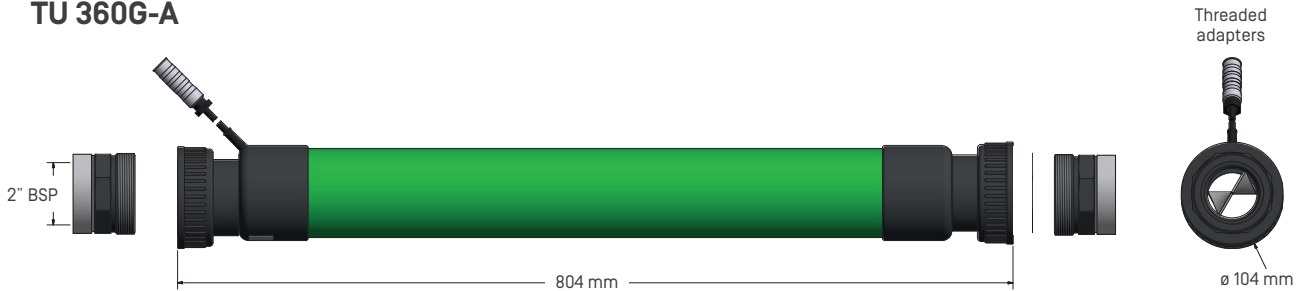
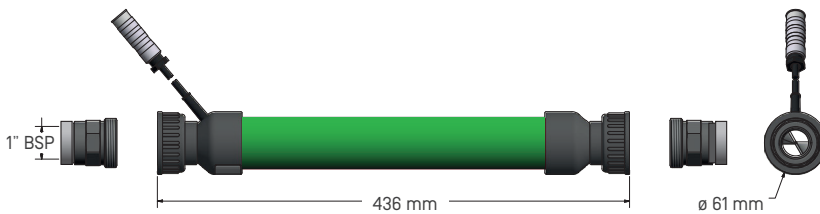


# SYSTEM F-A PRO

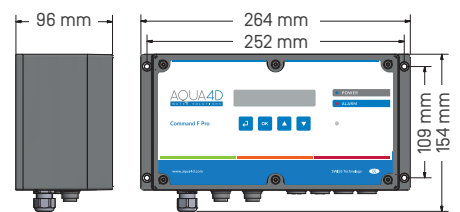
## TU 360G-A



## TU 60G-A



## Command F Pro



## A modular design

The Aqua-4D® F-A Pro system is composed of the following core elements:

### Command F Pro

Acting as the brain, the Command F Pro emits the treatment signals to the TUs and continuously controls the good operation of the system at the same time.

### Modular design

Multiple Command F Pros can be synchronised to work together, with each one connecting up to four TUs.

### Alarm management

The display and command buttons allow for a clear visualisation of the system's status and management of potential alarms.

### Parameter configuration

Operating mode, language choice and alarm management can be configured straight from the Command.

### Alarm report [optional]

The "alarm report" extension card allows the transmission of alarms to a central management unit.

## Treatment units (TU)

These diffuse the signals generated by the Command F Pro in the water. Depending on the total water flow to be treated, the F-A Pro System is equipped with solely 60G-A or 360G-A TUs installed in parallel, effectively bringing the water flow treatment capacity to infinity.

### TU 360G-A

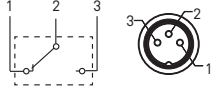
The larger of the two treatment units (TU), this model can treat a water flow up to 21,6 m<sup>3</sup>/hr [95.1 US gpm, 79.2 gpm].

### TU 60G-A

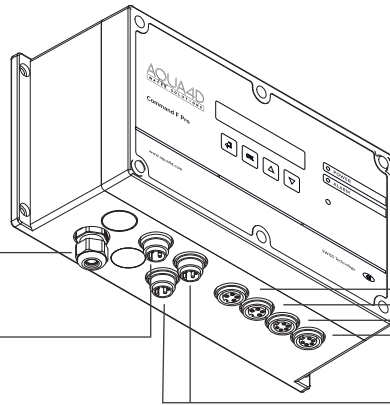
This TU acts in the same way as its larger sibling below, but has a lower water flow debit.

## Connectivity & Options

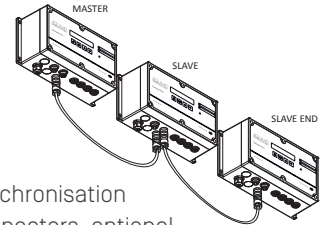
Power supply  
100-240 V~, 47- 63 Hz



Relay output – Alarm report  
Optional



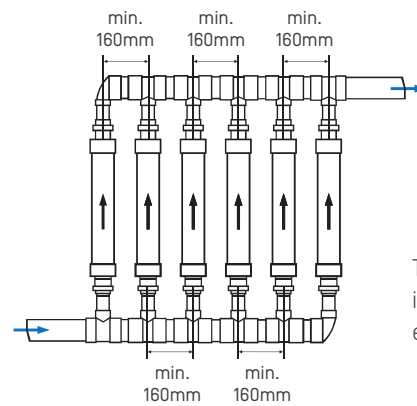
Connection to TU  
Modular: 1 – 4 connectors



Synchronisation  
connectors, optional

## Installation instructions

- The positioning of the TUs within the water network must comply with strict rules. Consult your supplier.
- The installation of the TUs in the pipes is performed in such a way that the arrow is pointing in the direction of the water flow
- The TUs can be installed horizontally or vertically.
- Use only the supplied O-rings for sealing.
- Several TUs can be installed in parallel:
  - Minimum distance between 2 TU 60s is 100 mm, measured from the centre of one axis to the other
  - Minimum distance between 2 TU 360s is 160 mm, measured from the centre of one axis to the other



TU360G-A  
installation  
example

### Attention!

The TUs Aqua-4D® should not be subject to any mechanical stress (traction or torque) during installation. No mechanical intervention should be performed on the TUs.

## Aqua-4D® PRO configurations

	Command F Pro quantity	TU 360G-A quantity	Item n°	Flow rate [m³/h]	Flow rate [L/m]	Flow rate [gpm]	Flow rate [US gpm]	Weight [kg]
Aqua-4D® F-A 10	1	1	94042	21.6	360	79.2	95.1	9
Aqua-4D® F-A 20	1	2	94054	43.2	720	158.4	190.2	16.3
Aqua-4D® F-A 30	1	3	94063	64.8	1080	237.6	285.3	23.7
Aqua-4D® F-A 40	1	4	94069	86.4	1440	316.8	380.4	31
Aqua-4D® F-A 50S	2	5	94072	108	1800	395.9	475.5	40.2
Aqua-4D® F-A 60S	2	6	94074	129.6	2160	475.1	570.6	47.5
Aqua-4D® F-A 70S	2	7	94076	151.2	2520	554.3	665.7	54.9
Aqua-4D® F-A 80S	2	8	94078	172.8	2880	633.5	760.8	62.2

Other configurations (smaller and larger flow rates) are available on request.

## Designation of the Aqua-4D® Systems

In accordance with the configuration that is installed, the designation of the Aqua-4D® systems is as follows:

### Aqua-4D® F-X 01 SR

Letter	Letter	Number 0 – 4	Number 0 – 4	S	R
Product generation	Field of application	Quantity of TU 360	Quantity of TU 60	Synchronisation option	Alarm Report option

Example: Aqua-4D® F-A 40 SR

System setup for agriculture (A) comprising four TU 360G-A with 2 options; Synchronisation (S) and Alarm Report (R).

## Accessories

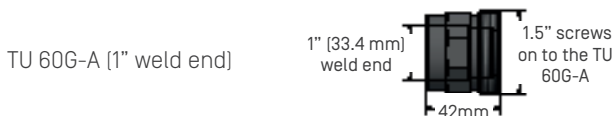
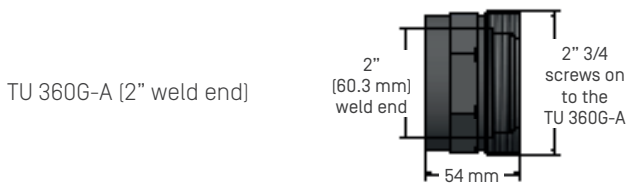
	Description	Available lengths				Max. length
Synchronisation cord	Necessary for the synchronisation of multiple Command F Pros	0.6m	5m	> 5m*		200m
Extension cord for TU 360G-A	Required when the distance between Command F Pro and TUs is over 2m	5m	10m	15m	> 15m*	50m
Extension cord for TU 60G-A	Required when the distance between Command F Pro and TUs is over 1m	5m	10m	15m	30m	50m

\* on request

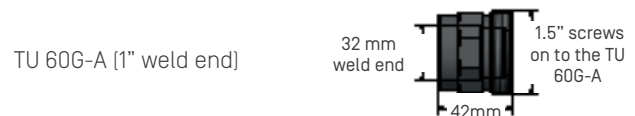
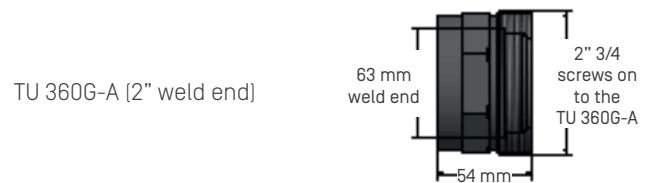
## Adapters (optional)

### Inch adapter for TUs (to glue)

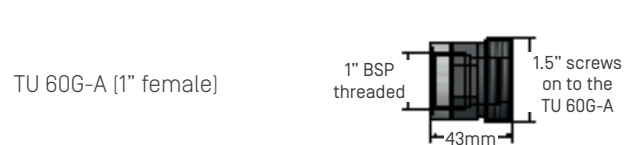
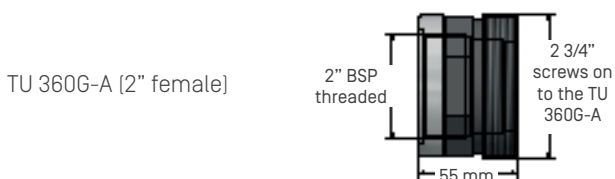
US standards pipes



### Metric adapter for TUs (to glue)



### Threaded adapter for TUs



## Technical data

### Command F Pro

Mechanical construction	
Dimensions	L x W x D : 264 x 154 x 96mm
Weight	1.5 - 2.1 kg (depending on the configuration)
Housing material	Polycarbonate
TU 360 connector[s]	Binder Serie 423, 5 poles, female
TU 60 connector[s]	Binder Serie 423, 4 poles, female
Synchronisation connectors	Binder Serie 423, 4 poles, male
Alarm report connector	Binder Serie 423, 3 poles, male

Power supply	
Supply voltage	100 ... 240 V~, 47 ... 63 Hz
Power consumption	max. 50 W

Ambient conditions	
Protection index	IP 65
Ambient temperature	0 ... 45 °C [32 ... 113 °F]
Storage temperature	-25 ... 60 °C [32 ... 140 °F]
Electromagnetic compatibility	Emissivity and immunity in accordance with IEC 61000-6-1 and IEC 61000-6-3
Surge protection	In accordance with IEC 61000-4-5
Relative humidity	0 ... 95 %, without condensation

Datasheet and detailed user manual can be downloaded at [www.aqua4d-agriculture.com](http://www.aqua4d-agriculture.com)

Headquarters  
 Aqua4D Water Solutions  
 Technopôle 5, 3960 Sierre  
 Switzerland  
 T +41 27 480 30 35  
 info@aqua4d.com  
 www.aqua4d.com

### TU 360G-A + TU 60G-A

Mechanical construction TU 360G-A	
Length [between mating surfaces]	804 mm
Max. external diameter	104 mm
Connection	Threaded union nut G, 2 3/4", female
Adapters	BSP threaded, 2" female coupling
Size rating	2" [DN 50]
Weight	6.6 kg
Connecting cable length	280 cm
Connector	Binder Serie 423, 5 poles, male
Maximum flow rate	360 L/min [21.6 m <sup>3</sup> /h, 6 l/s], 79.2 gpm, 95.1 US gpm
Nominal pressure	PN16

Mechanical construction TU 60G-A	
Length [between mating surfaces]	436 mm
Max. external diameter	61 mm
Connection	Threaded union nut G 1.5", female
Adapters	PVC 32 mm, female coupling
Size rating	1" [DN 25]
Weight	1.7 kg
Connecting cable length	150 cm
Connector	Binder Serie 423, 4 poles, male
Maximum flow rate	60 L/min [3.6 m <sup>3</sup> /h, 1 l/s], 13.2 gpm, 15.8 US gpm
Nominal pressure	PN16

Ambient conditions	
Protection index	IP 65
Ambient temperature	0 ... 50 °C [32 ... 122 °F]
Storage temperature	0 ... 60 °C [32 ... 140 °F]
Installation temperature	10 ... 50 °C [50 ... 122 °F]

Materials and authorisations	
Material	PVC-U

Water temperature	Maximum pressure
20°C	16 bar, 232 psi
40°C	10.3 bar, 149 psi
60°C	4 bar, 58 psi